

GROUNDWATER REDUCTION PLAN MONTHLY OPERATIONS REPORT

MARCH, 2021

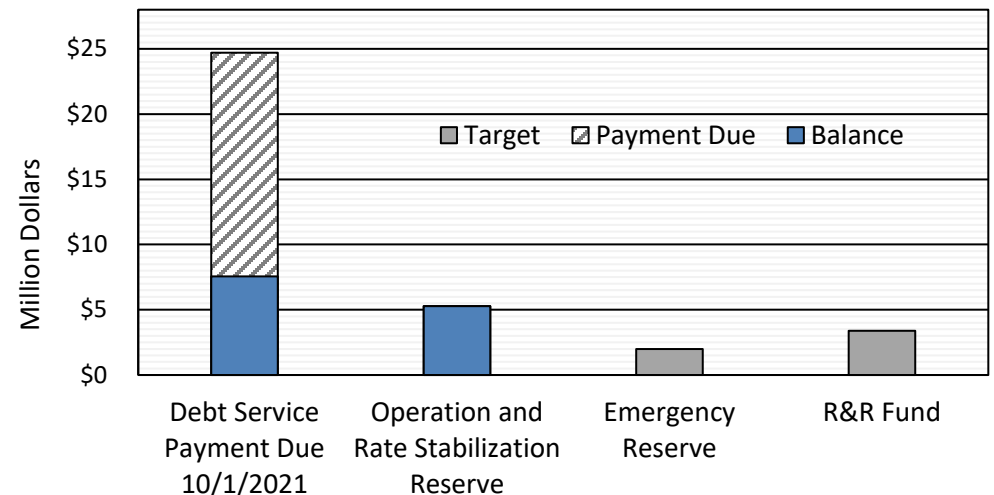
Monthly Actual vs. Budgeted

	Actual	Budgeted	% Variance
Operating Revenues	\$3,891,733	\$4,226,475	(8%)
Operating Expenses	\$1,113,738	\$1,842,992	40%

Operating Fund Balance	\$642,209
Operating and Rate Stabilization Fund Balance	\$5,286,828
Months of Budgeted Operating Funds	3.36
Change from Previous Month	\$954,962
Interest and Principal Payment Due 10/1/2021	*\$24,734,159
Balance in Debt Service Fund as of 3/31/2021	\$7,566,518

*monthly debt service is ~\$2.9 million

Current Fund Balances

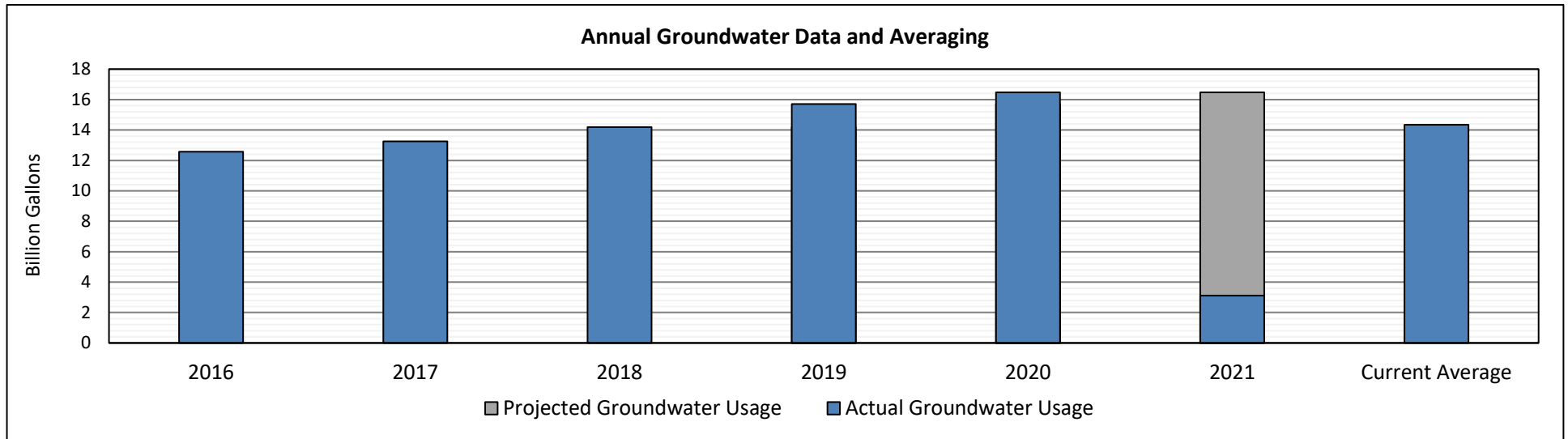


1.0 PARTICIPANT GROUNDWATER TRACKING

The following information is related to the Joint GRP's groundwater usage and goals along with compliance with Lone Star Groundwater Conservation District's (LSGCD) rules and regulations.

1.1 GROUNDWATER DATA

The purpose of the graph below is to track the GRP Participant's aggregate groundwater withdrawal by calendar year and subsequently calculate the average groundwater withdrawal. Additionally, the graph provides the current calendar year's projected aggregate groundwater withdrawal in comparison to the reported aggregate groundwater withdrawals, to date



1.2 LONE STAR GROUNDWATER CONSERVATION DISTRICT REQUIREMENT STATUS

The Joint GRP is compliant with Lone Star Groundwater Conservation District rules.

1.3 PARTICIPANTS

There are currently 149 Joint GRP Participants.

Following are recently received, new Joint GRP Contracts and/or amendments to existing Joint GRP Contract's exhibits:

- None at this time.



2.0 REPORTED WATER USAGE

For the purpose of the GRP Monthly Operations Report, water usage is separated into three (3) categories; groundwater, alternative water source (AWS), and surface water withdrawal. Groundwater and AWS water usage is self-reported by Participants through an online reporting system (ORS), TrueBill. Pursuant to the GRP Rate Order, Participant water usage must be reported no later than ten (10) days from the end of the month. The water usage data in Sections 1.1 - 1.3 is as of April 14, 2021.

2.1 REPORTED GROUNDWATER USAGE

The amount of groundwater usage reported by GRP Participants for the month of March is **1,100,222,184** gallons.

2.2 REPORTED ALTERNATIVE WATER SOURCE USAGE

For the purpose of this report, reported AWS usage is separated into three (3) categories; surface water, Catahoula Aquifer usage, and reuse. The amount of AWS usage reported for the month of March is **342,167,100** gallons. The AWS data reflected in the tables below are reported by source and Participant for the month of March.

2.2.1 SURFACE WATER WITHDRAWAL

Surface water withdrawal is the amount of surface water that is metered through the Raw Water Intake. For the purpose of the GRP, the amount of surface water withdrawal from Lake Conroe for the month of March was **304,190,000** gallons. There is an estimated water loss of 2.73%

2.2.2 REPORTED SURFACE WATER USAGE

Reported Surface Water Usage in Gallons - March 2021	
City of Conroe	81,368,000
City of Oak Ridge North	2,493,000
Montgomery County MUD 99	4,580,000
MSEC - Montgomery Trace Crown Oaks	2,995,000
Rayford Road MUD	8,980,000
SJRA - The Woodlands	185,259,000
Southern Montgomery County MUD	10,197,000
Total Gallons	295,872,000

2.2.3 REPORTED CATAHOULA AQUIFER USAGE

Reported Catahoula Aquifer Usage in Gallons - March 2021	
City of Conroe	0
City of Willis	23,874,000
Corinthian Point MUD No. 2	2,126,000
Far Hills Utility District	3,467,000
Point Aquarius MUD	6,841,000
Total Gallons	36,308,000

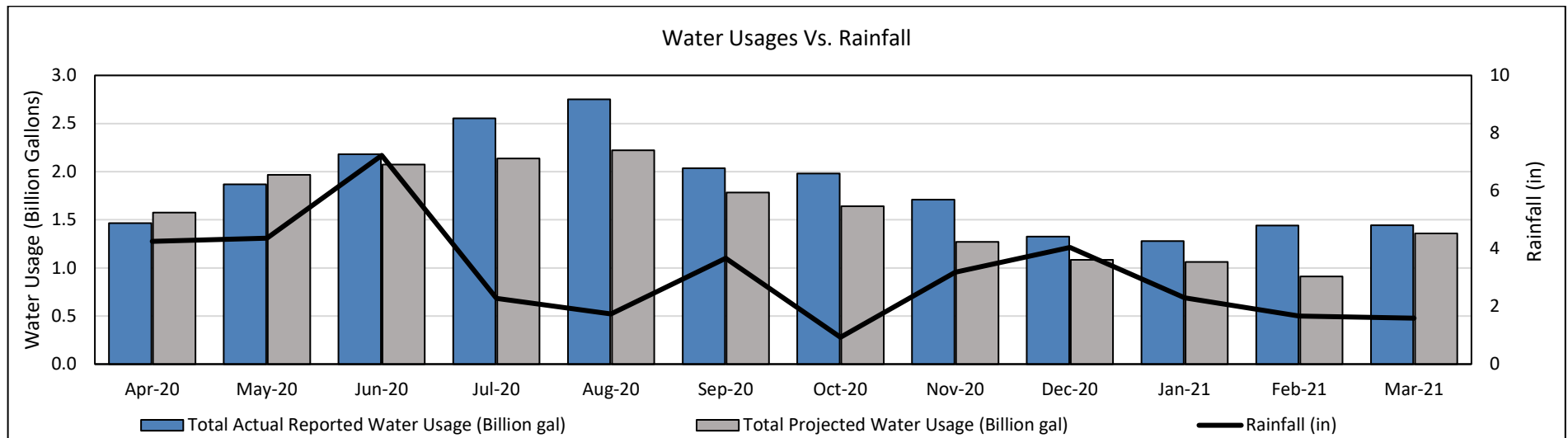
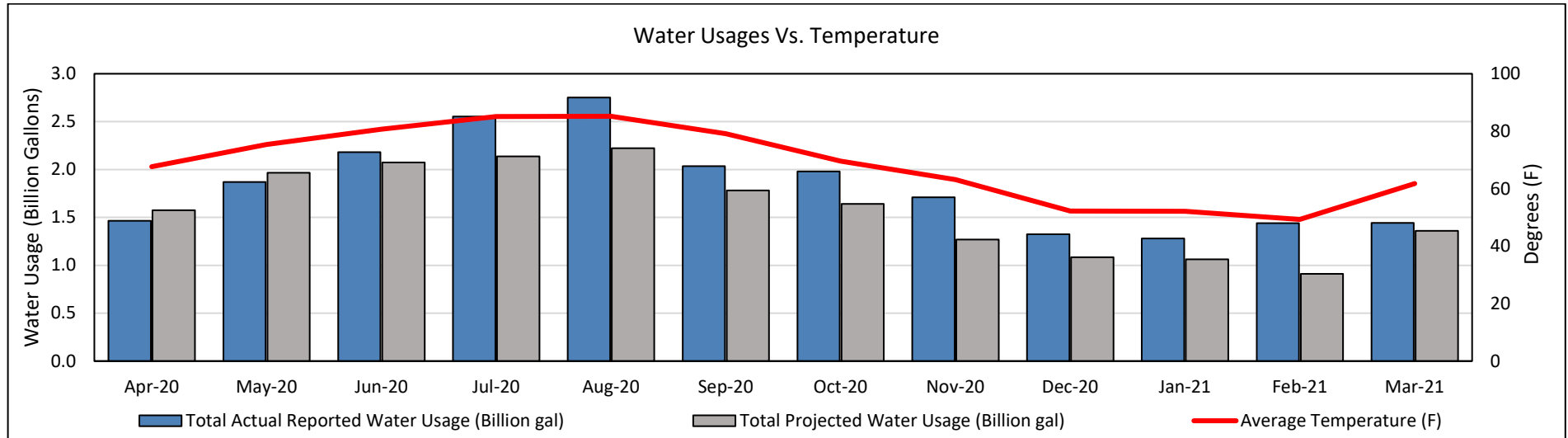
2.2.4 REPORTED REUSE WATER

Reported Reuse Water Usage in Gallons - March 2021	
ClubCorp - Panther Trails	848,000
Southern Montgomery County MUD	9,139,100
Total Gallons	9,987,100



2.3 ENVIRONMENTAL FACTORS

Environmental factors have a direct impact on the amount of water used. For the purposes of this report, precipitation and monthly temperature averages are being tracked. The weather information is from the National Oceanic and Atmospheric Administration (NOAA) weather station at the Conroe-North Houston Regional Airport. Weather information will be updated as it becomes available.



3.0 DIVISION UPDATES

3.1 KEY PERFORMANCE INDICATORS

Key Performance Indicators (KPIs) are tracked by fiscal year. Performance measurement is an essential management tool to help decision makers set a course to improve their organizations. In order to gauge current performance and set reasonable targets for the future, the GRP Division utilizes the American Water Works Association (AWWA) Utility Benchmarking Program. AWWA's Benchmarking Program was developed to help utilities track their own data and compare it to established standards among water industry peers.

KPI	SJRA GRP		AWWA Benchmark		
	Monthly	FYTD	75th	Median	25th
Days Cash on Hand	102.33	102.33	613	479	270
Preventative Maintenance %	34%	47%	72%	61%	56%
Regulatory Compliance (Water)	100%	100%	100%	100%	100%
O&M Cost (Water) per MG	\$3,764	\$3,914	\$1,755	\$3,285	\$4,681
Regulatory Compliance (LSGCD)	100%	100%			

3.2 DROUGHT CONTINGENCY PLAN TRIGGERS/STATUS

The GRP has not implemented any stages in its Drought Contingency Plan.

3.3 PUBLIC COMMUNICATION ACTIVITIES

- None at this time.

3.4 UPCOMING ACTIVITIES

- None at this time.



4.0 FINANCIAL

4.1 ACTUAL TO BUDGET COMPARISON

San Jacinto River Authority - GRP
Actual to Budget Comparison
For Seven Months Ending March 31, 2021

	March		YTD			Annual Budget	Remaining Budget	% of Actual To Budget
	Actual	Budget	Actual	Budget	Variance			
Groundwater Pumpage \$2.73 per 1,000 gallons								
Surface Water Rate \$3.15 per 1,000 gallons								
OPERATING REVENUES*	\$ 3,891,733	\$ 4,226,475	\$ 30,906,114	\$ 26,718,322	\$ 4,187,791	\$ 55,179,540	\$ 24,273,426	56%
OTHER REVENUES**	\$ 112,264	\$ 2,700	\$ 796,535	\$ 18,900	\$ 777,635	\$ 32,400	\$ (764,135)	2458%
OPERATING EXPENSES								
Salaries, Wages, & Employee Benefits	\$ 346,042	\$ 360,340	\$ 2,576,891	\$ 2,701,744	\$ 124,853	\$ 4,682,808	\$ 2,105,917	55%
Professional Fees	138,331	141,250	804,733	909,250	104,517	2,244,000	1,439,267	36%
Purchased & Contracted Services	17,429	323,437	106,952	731,905	624,953	1,448,540	1,341,588	7%
Supplies, Materials & Utilities	235,300	860,024	5,938,847	6,728,825	789,976	11,232,912	5,294,065	53%
Rentals	-	125	-	875	875	1,500	1,500	0%
Maintenance, Repairs & Parts	334,478	114,309	806,283	858,209	51,926	1,429,800	623,517	56%
General & Administrative Expenses	42,158	43,507	242,042	306,704	64,662	526,394	284,352	46%
TOTAL OPERATING EXPENSES	\$ 1,113,738	\$ 1,842,992	\$ 10,475,749	\$ 12,237,511	\$ 1,761,762	\$ 21,565,954	\$ 11,090,205	49%
NON-OPERATING EXPENSES	\$ 1,643,193	\$ 1,643,193	\$ 11,537,666	\$ 11,537,666	\$ 0	\$ 19,753,631	\$ 8,215,965	58%
TOTAL EXPENSES	\$ 2,756,931	\$ 3,486,185	\$ 22,013,415	\$ 23,775,177	\$ 1,761,763	\$ 41,319,585	\$ 19,306,170	53%
NET REVENUES OVER EXPENSES	\$ 1,247,066	\$ 742,990	\$ 9,689,235	\$ 2,962,045	\$ 6,727,189	\$ 13,892,355	\$ 4,203,121	70%
CAPITAL IMPROVEMENTS	\$ -	\$ 10,923	\$ 77,973	\$ 181,462	\$ 103,489	\$ 236,077	\$ 158,104	33%
OTHER SOURCES (USES)*								
Repair and Replacement Transfers	\$ -	\$ -	\$ -	\$ -	\$ -	\$ -	\$ -	0%
Bond Principal	(1,239,583)	(1,239,583)	(8,640,010)	(8,640,010)	-	(14,800,833)	(6,160,823)	58%
Bond Funds	-	-	47,666	-	47,666	-	(47,666)	0%
Debt Service Reserve Funds	-	-	-	-	-	2,967,733	2,967,733	0%
Accounts Receivable-Uncollected	(495,031)	-	(4,823,413)	-	(4,823,413)	(1,823,177)	3,000,236	265%
TOTAL OTHER SOURCES (USES)	\$(1,734,613)	\$(1,239,583)	\$(13,415,757)	\$(8,640,010)	\$(4,775,747)	\$(13,656,277)	\$ (240,520)	98%
NET CASH BASIS SOURCES (USES)	\$ (487,547)	\$ (507,516)	\$ (3,804,496)	\$ (5,859,427)	\$ 2,054,931	\$ -	\$ 3,804,497	

*Revenues include actual billings including short-pays and failure to pays.

**Includes interest & penalty on Past Due Accounts Receivable. Majority of the balance remains uncollected.



5.0 PROJECTS AND FUNDING

5.1 INTERNAL GRP PROJECTS

- None at this time.

5.2 EXTERNAL GRP PROJECTS

Project	Description	Budgeted Funds	Actual Contract Amount	Schedule	Status
GRP Transmission Line Valve Exercising	Confirm location and exercise valves	\$ 75,000	\$ 29,323	Pending	Awarded, Awaiting Notice to Proceed



GRP ACRONYMS AND DEFINITIONS

ACRONYMS

AWS	Alternative Water Source
AWWA	American Water Works Association
FY	Fiscal Year
FYTD	Fiscal Year To Date
GMA 14	Groundwater Management Area 14
GPY	Gallons Per Year
GRP	Groundwater Reduction Plan
KPI	Key Performance Indicator
LSGCD	Lone Star Groundwater Conservation District
ORS	Online Reporting System
SJRA	San Jacinto River Authority
TCEQ	Texas Commission on Environmental Quality
TWDB	Texas Water Development Board

DEFINITIONS

Groundwater Management Area 14	Joint planning group created by the Texas state legislation to provide consideration for the conservation, preservation, protection, recharging, and prevention of waste of the groundwater, and of groundwater reservoirs or their subdivisions, and to control subsidence caused by withdrawal of water from those groundwater reservoirs or their subdivisions, consistent with the objectives of Section 59, Article XVI, Texas Constitution.
Groundwater Reduction Plan (GRP)	The document developed and filed with the LSGCD indicating SJRA's plan to reduce groundwater pumpage. The GRP is administered by the SJRA, including any supplements, revisions, or amendments.
Groundwater User	An entity that produces groundwater.
GRP Administrator	The SJRA General Manager's designee who administers the SJRA Groundwater Reduction Plan and GRP Contract with GRP Participants.
GRP Contract	Contract between the SJRA and a Participant to be included in the SJRA's efforts to conserve groundwater.
Joint GRP	GRP which is prepared to include (takes into account) groundwater users who have executed a GRP Contract with the SJRA to join the SJRA's GRP.
Participant(s)	Regulated User(s) that enters into and remains subject to a written agreement with the SJRA to be included in the SJRA's GRP and includes the legal successors or assigns of Participant(s).
Regulated User(s)	Any public or private entity or person that is or becomes subject to the District Regulatory Plan established by the LSGCD and includes any amendments, revisions or supplements thereto as may be adopted by the LSGCD.
SJRA GRP Division	Division of the SJRA responsible for GRP compliance, and the management, administration, operation and maintenance of the surface water facilities and surface water transmission system.

To view copies of previous Agendas, Minutes, and Monthly Operations Report, please visit our website at www.sjra.net/grp.

