



GROUNDWATER REDUCTION PLAN PROGRAM Monthly Progress Report—August, 2015



TABLE OF CONTENTS

Table of Contents	1	4.0 Cost Report and Financial Considerations	12
Acronyms and Definitions	2	4.1 GRP Program and GRP Project CIP Budget(s)	12
1.0 Planning	3	4.2 Financial Reports	12
1.1 Strategic	3	4.3 Invoices/Applications for Payment	13
1.2 Engineering and Construction	3	4.4 Contract Amendments and Change Orders	14
1.3 Meetings	3	4.5 Claims	14
2.0 Project Activities	4	4.6 CIP Cash Flow	14
2.1 Engineering	4	4.7 CIP Budget Estimates at Completion	14
2.2 State Agency Coordination	4	4.7.1 GRP Program	14
2.3 Surface Water Transmission System Project Data	5	4.7.2 GRP Projects	14
2.4 Surface Water Transmission System Construction Progress	9	5.0 Quality Assurance	15
2.5 Surface Water Facility Construction Progress and Project Data	10	5.1 Final Design	15
2.6 Facility Improvements	11	5.2 Pre-Construction	15
3.0 Procurement	12	5.3 Construction	15
3.1 Solicitations	12	6.0 Exhibits	16
3.2 Contract Awards	12	7.0 GRP Program Extensions	41
3.3 Process and Procedures	12	7.1 Engineering	41
3.4 Look Ahead	12		



ACRONYMS AND DEFINITIONS

ACRONYMS

CA&I	Construction Administration and Inspection
CCT	Construction Communication Team
CIP	Capital Improvement Project
CM&I	Construction Management and Inspection
CMAR	Construction Manager At Risk
CMT	Construction Materials Testing
CSB / P	Competitive Sealed Bid / Proposal
EA	Environmental Assessment
EAC	Estimate At Completion
FONCS	Fiber Optics Network Communication System
GIS	Geographic Information System
GRP	Groundwater Reduction Plan
GST	Groundwater Storage Tank
HSPS	High Speed Pump Station
LSGCD	Lone Star Groundwater Conservation District
LVGU	Large Volume Groundwater User
NTP	Notice To Proceed
PER	Preliminary Engineering Report
PMP	Program Management Plan
PVC	Polyvinyl Chloride
PSA	Professional Services Agreement
QA	Quality Assurance
RCCP	Reinforced Concrete Cylinder Pipe
RFB / Q / P	Request For Bids / Qualifications / Proposals
RWI / RWPS	Raw Water Intake / Raw Water Pump Station
SJRA	San Jacinto River Authority
SOQ	Statement of Qualifications
SWF	Surface Water Facilities (SWTP, HSPH and RWI)
SWRF	Surface Water Receiving Facilities
SWTP	Surface Water Treatment Plant
TCEQ	Texas Commission on Environmental Quality

DEFINITIONS

TWDB	Texas Water Development Board
TXDOT	Texas Department of Transportation
WIF	Water Infrastructure Fund
GROUNDWATER REDUCTION PLAN (GRP)	The document developed and filed with the LSGCD indicating SJRA's plan to reduce the permitted 2009 groundwater pumpage of its GRP Participants by 30%. The GRP is administered by the SJRA, including any supplements, revisions, or amendments.
GRP PROGRAM TEAM	SJRA staff, Program Management Consultant (Brown & Gay Engineers, Inc.) staff, and technical consultants working interdependently toward meeting the goals of the Groundwater Reduction Plan.
GRP ADMINISTRATOR	The SJRA General Manager's designee who administers the SJRA Groundwater Reduction Plan and GRP Contract with GRP Participants.
GRP CONTRACT	Contract between the SJRA and a Participant to be included in the SJRA's efforts to meet the surface water conversion requirements mandated by the LSGCD.
GRP EXTENSION PROJECTS	Safe harbor related projects not related to Phase 1, but tracked independently of Phase 1.
JOINT GRP	GRP which is prepared to include (takes into account) LVGUs who have executed a GRP Contract with the SJRA to join the SJRA's GRP. Contracted LVGUs obtain LSGCD groundwater reduction regulation compliance through the SJRA's Joint GRP without preparing and submitting a GRP.
LARGE VOLUME GROUNDWATER USER(S) (LVGU)	Any person or entity that, through a single well or a combination of wells, actually produces or is authorized by permit(s) issued by the LSGCD to produce 10 million gallons or more of groundwater annually on or after January 1, 2008.
PARTICIPANT(S)	Regulated User(s) that enters into and remains subject to a written agreement with the SJRA to be included in the SJRA's GRP and includes the legal successors or assigns of Participant(s).
REGULATED USER(S)	Any public or private entity or person that is or becomes subject to the District Regulatory Plan established by the LSGCD and includes any amendments, revisions or supplements thereto as may be adopted by the LSGCD.
SJRA GRP DIVISION	Division of the SJRA responsible for GRP compliance, and the management, administration, operation and maintenance of the surface water facilities and surface water transmission system.



1.0 PLANNING

The GRP Program Team meets regularly for the purposes of setting performance expectations and goals of the GRP Program, identifying the efforts required to achieve these objectives, evaluating the effectiveness of such efforts, and modifying those efforts based upon both internal and external performance evaluations.

1.1 STRATEGIC

During August, the GRP Program Team continued closing out contracts on construction as they reach final completion. Work continued on final cleaning and disinfection of the water transmission lines and startup efforts.

1.2 ENGINEERING AND CONSTRUCTION

All procurement services for construction proposals for Phase I, have been completed and sixteen transmission line construction contracts have been awarded. The engineering consultants will continue to provide construction phase services by reviewing submittals and requests for information as work proceeds.

1.3 MEETINGS

Various meetings continued this month with the GRP Program Team. A listing of these meetings is attached as **Exhibit 8**.



*Flushing transmission line at the corner of
Research Forest Drive and FM 2978*

2.0 PROJECT ACTIVITIES

Currently, the GRP Program remains on schedule for the delivery of treated surface water to select Joint GRP Participants on or before January 1, 2016. A simplified GRP Program schedule of remaining work can be found in attached Exhibit 1.

2.1 ENGINEERING

SURFACE WATER TRANSMISSION SYSTEM

Construction Management and Inspection (CM&I) – The CM&I consultant provided management and inspection services for Transmission Segments T1, T3, W1A, W3B, W3D, C2, WRF-N, WRF-S, and the Standpipe.

Construction Materials Testing Consultant (CMT) - CMT consultants are currently working with CM&I staff to perform industry standard construction materials testing on remaining projects.

SURFACE WATER FACILITIES

Permanent Access Road - Contractor completed the temporary bypass access road and the clearing and grubbing of the detention pond. Contractor completed the removal of the asphalt road for the two lane road section and continued to cut and fill the eastbound boulevard section.

Access Road Totals	Progress To Date
Total Contracted Amount	\$5,446,776.50
Total Invoiced To Date	\$770,732.21
Total % Complete Based on Invoice Amount	14%

Construction Administration and Inspection (CA&I) – The CA&I consultant for the SWF is currently working with the CMAR and SJRA staff to review submittals and RFI's, and provide constant field monitoring and inspection of the systems being installed.

Construction Materials Testing Consultant (CMT) - The CMT consultant for the SWF is currently working with the CMAR and CA&I staff to perform industry standard construction materials testing on remaining work.

2.2 STATE AGENCY COORDINATION

The next site visits are scheduled to occur in September, 2015. Texas Water Development Board approved the release of construction retainage for Transmission Line Segment C1A and confirmed eligibility of funding from existing bond resources for construction of Transmission Line Segment W3D. Release Request No. 13 was processed and sent to the Texas Water Development Board for approval.



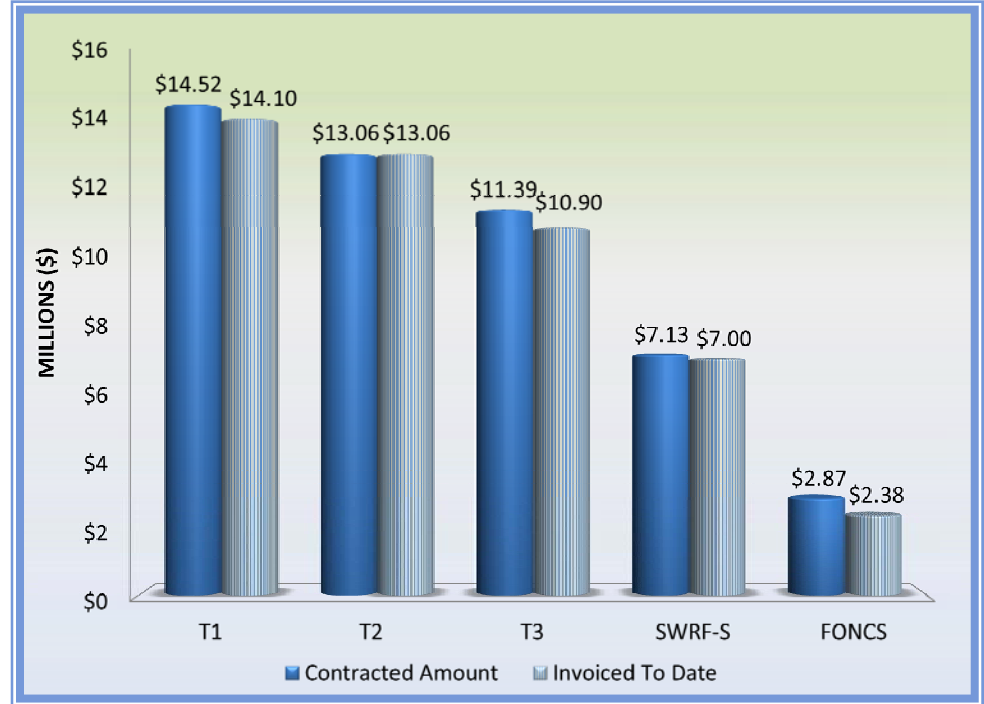
SJRA staff flushing surface water transmission lines

2.0 PROJECT ACTIVITIES (CONTINUED)

2.3 SURFACE WATER TRANSMISSION SYSTEM PROJECT DATA

The month of August concluded with the installation of 279,682 feet or 52.97 miles of various sized concrete coated steel pipe, PVC pipe, and bar wrapped concrete mortar pipe along the majority of the transmission line segments. This represents approximately 100% of the total planned pipe to be installed throughout Montgomery County on or before January 1, 2016. The following graphs and charts show the progress of Transmission Line Segments T1, T2, T3, W1A, W1B, W2A, W2B, W3A, W3B, W3D, W4, C1A, C1B, C2, C3, C4, Surface Water Transmission North Water Receiving Facilities (SWRF-N), Surface Water Transmission South Water Receiving Facilities (SWRF-S), Standpipe, and Fiber Optics Network Communication System (FONCS) thus far.

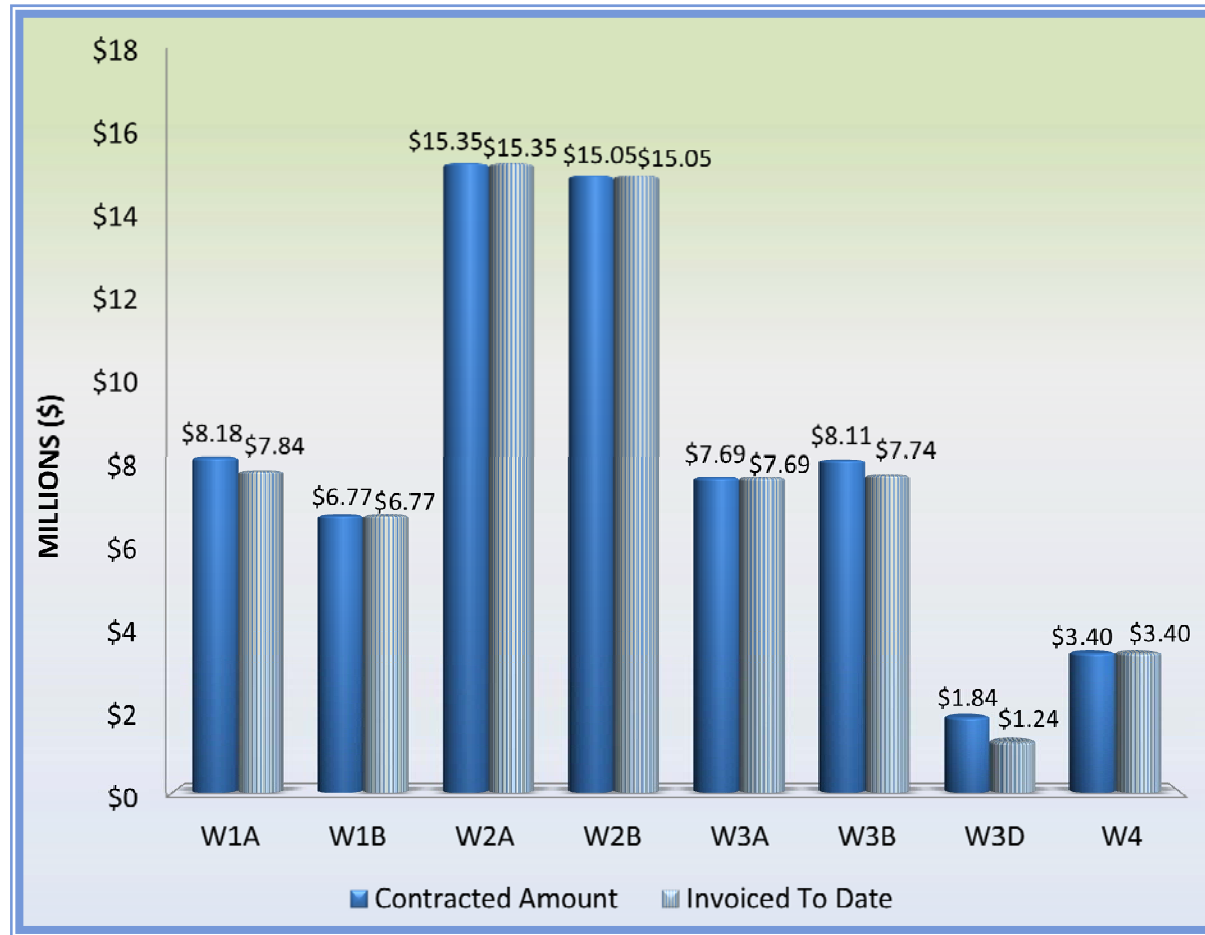
Concrete road to access the Sludge Processing Building



Surface Water Transmission System Total	Progress To Date
Total Contracted Amount	\$146,732,292.63
Total Invoiced To Date	\$142,783,649.82
Total % Complete Based on Invoice Amount	97%

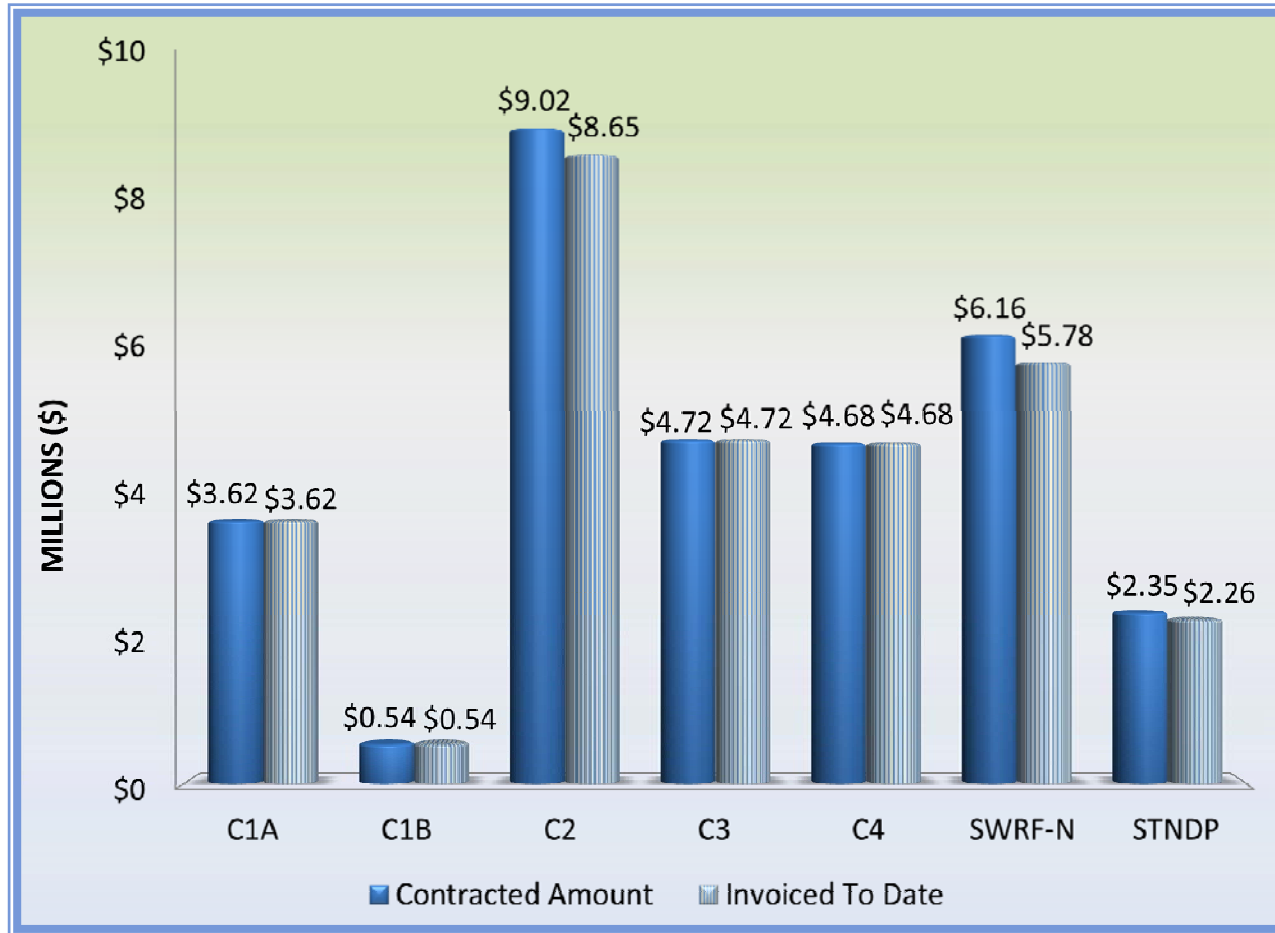
Segment	T1	T2	T3	SWRF-S	FONCS
Contracted Amount	\$14,521,937.14	\$13,061,258.36	\$11,393,193.97	\$7,127,383.00	\$2,869,686.80
Invoiced To Date	\$14,097,492.64	\$13,061,258.36	\$10,896,199.05	\$7,003,726.57	\$2,377,263.90
% Complete	97%	100%	96%	98%	83%

2.0 PROJECT ACTIVITIES (CONTINUED)



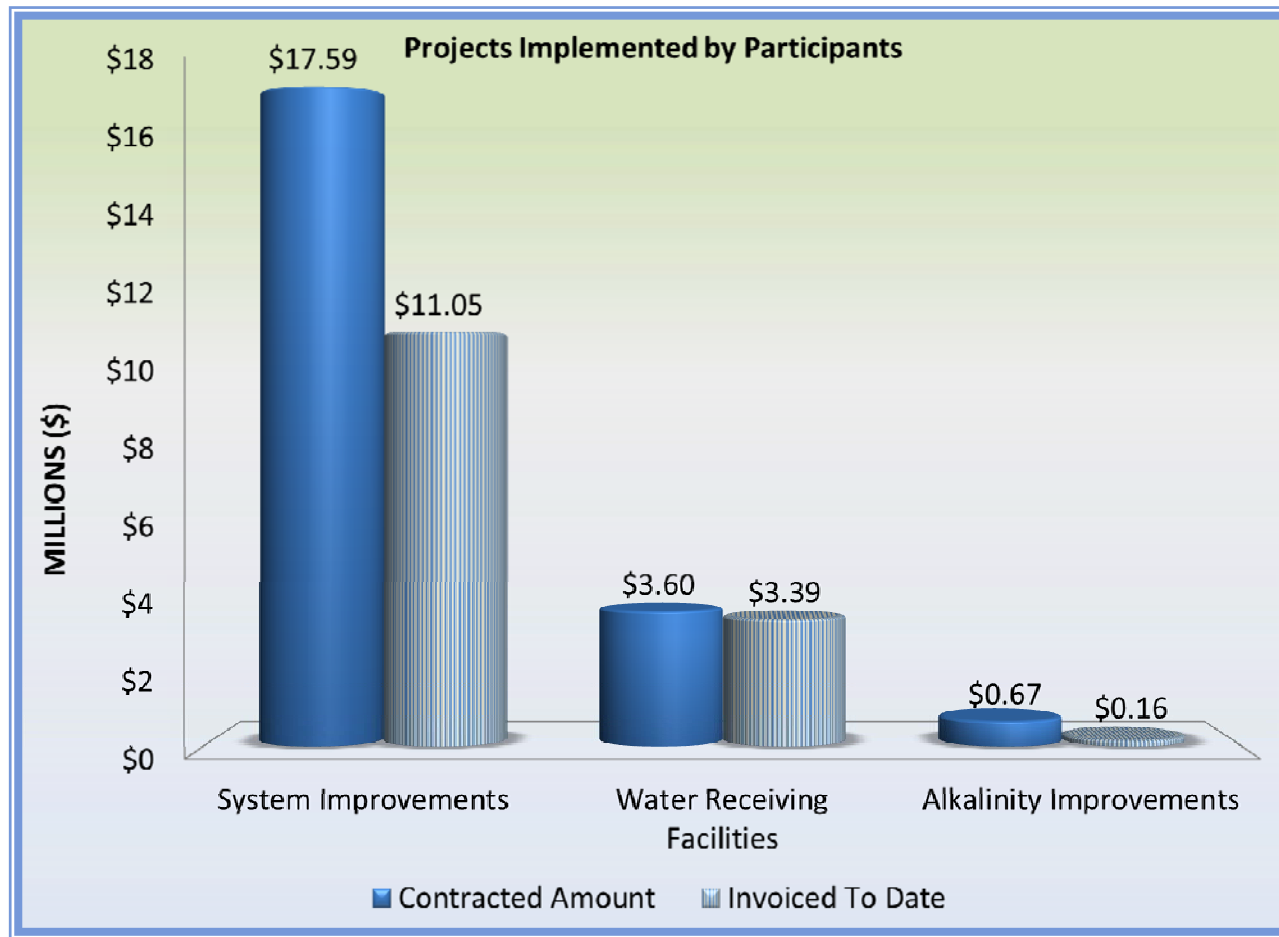
Segment	W1A	W1B	W2A	W2B	W3A	W3B	W3D	W4
Contracted Amount	\$8,177,136.35	\$6,770,500.90	\$15,351,286.22	\$15,049,920.49	\$7,685,037.50	\$8,114,716.70	\$1,840,986.00	\$3,404,824.67
Invoiced To Date	\$7,841,004.95	\$6,770,500.90	\$15,351,286.22	\$15,049,920.49	\$7,685,037.50	\$7,743,724.93	\$1,244,532.58	\$3,404,824.67
% Complete	96%	100%	100%	100%	100%	95%	68%	100%

2.0 PROJECT ACTIVITIES (CONTINUED)



Segment	C1A	C1B	C2	C3	C4	SWRF-N	STANDPIPE
Contracted Amount	\$3,617,292.79	\$544,393.60	\$9,015,577.30	\$4,720,966.14	\$4,683,615.13	\$6,160,184.55	\$2,354,175.00
Invoiced To Date	\$3,617,292.79	\$544,393.60	\$8,653,034.80	\$4,720,966.14	\$4,683,615.13	\$5,781,672.60	\$2,255,902.00
% Complete	100%	100%	96%	100%	100%	94%	96%

2.0 PROJECT ACTIVITIES (CONTINUED)



Project	System Improvements	Water Receiving Facilities	Alkalinity Improvements
Contracted Amount	\$17,593,931.55	\$3,603,916.98	\$674,997.00
Invoiced To Date	\$11,049,615.76	\$3,388,806.97	\$164,669.00
% Complete	63%	94%	24%

2.0 PROJECT ACTIVITIES (CONTINUED)

2.4 SURFACE WATER TRANSMISSION SYSTEM CONSTRUCTION PROGRESS

Progress continues to be made each month with regard to pipe installation on each of the sixteen Surface Water Transmission Line Segments. The table below represents the overall pipe installation statistics through the month of August.

Transmission Line System Pipe Installation Statistics to Date	
Total Piping Installed to Date	52.97 miles
Total % of Pipe Installed to Date	100%

Segment T1 - Contractor continued to address final completion items.

Segment T3 - Contractor completed the fiber optic conduit installation and began to address substantial completion punchlist items.

Segment W3B - Contractor continued to address substantial completion punchlist items.

Segment W3D - Contractor completed the 16-inch PVC pipe installation along Maplewood near Southern Montgomery County MUD Water Plant No. 3. Contractor began substantial completion punchlist items.

Segment C2 - Contractor continued to address substantial completion punchlist items.

Standpipe - Contractor began to address substantial completion punchlist items.

Fiber Optic Communications System - Contractor continued to perform fiber optic cable testing and began fiber optic cable installation for Segment T3.

SURFACE WATER RECEIVING FACILITIES

Surface Water Receiving Facilities - North - No new activity. Awaiting the delivery of water from the Surface Water Facility.

Surface Water Receiving Facilities - South - No new activity. Awaiting the delivery of water from the Surface Water Facility.



Aerial view of site grading and clean up
at the Chemical Building

2.0 PROJECT ACTIVITIES (CONTINUED)



Transmission line dechlorination at the Woodlands Water Plant No. 5

2.5 SURFACE WATER FACILITY CONSTRUCTION PROGRESS AND PROJECT DATA

Contractor continued startup and commissioning of various facilities and began delivering treated surface water through the High Service Pump Station to the southern water transmission lines for flushing.

Name of Project	Contracted Amount	Invoiced To Date	% Complete Based on Invoice
Surface Water	\$190,704,740.00	\$186,536,370.00	98%



Aerial view of site grading and clean up at the Solids Dewatering and Power Supply Buildings

2.0 PROJECT ACTIVITIES (CONTINUED)

2.6 FACILITY IMPROVEMENTS

Various projects are being implemented by GRP Participants on behalf of the GRP. These include system improvements that are required, due to the delivery of surface water to the Participants' water receiving facilities and improvements at their wastewater treatment plants to address differences in alkalinity of surface water based wastewater.

SYSTEM IMPROVEMENTS

Conroe Water Distribution - A Supplemental Agreement was approved on November 11, 2013 whereby the GRP will reimburse the City of Conroe for water system improvements needed for the distribution of surface water throughout the City's water system. Based on recent discussions with the City of Conroe, the City's improvements are scheduled to be completed in November, 2015. This will delay the completion of flushing and disinfection of the "C" Segments on the GRP water transmission lines. The table below reflects the status of the City's water system improvements:

Water Plant (WP)	Completion Amount
WP No. 6 (Northwest)	49.8%
WP No. 14 (Wedgewood)	4.1%
WP No. 15 (Silver Springs)	78.4%
WP No. 20 (Pollock)	99.5%
WP No. 21 (Little Egypt)	11.3%
WP No. 22 (FM 3083)	12.1%

16-inch Well Collection Line from Woodlands WW9 and WW10 - Final closeout documents were processed. Project was completed.

College Park 16-inch Well Collection Line and 12-inch Water Line Loop - Final closeout documents were processed. Project was completed.

WATER RECEIVING FACILITIES

Oak Ridge North Water Plant - Contractor worked to finish the final controls and punchlist items in preparation for the final inspection. Piping was completed.

Rayford Road MUD Water Plants - The Contractor continued to address punchlist items. The final walk-through was scheduled.

Mid-South Water Plant - The site acceptance test was performed. Contractor continued addressing punchlist items.

ALKALINITY IMPROVEMENTS

Woodlands Alkalinity Improvements - A contract was awarded for the temporary alkalinity facilities and a project kickoff meeting was scheduled for September 16, 2015. The Woodlands Division will begin preparing the site for the awarded Contractor to begin alkalinity treatment in October, 2015.

Southern Montgomery County (SMC) MUD - SJRA comments on plans and specifications were addressed and finalized. The project was advertised for bids in the local paper. A pre-bid meeting was held on August 27, 2015 and one addendum issued on August 31, 2015.



Coagulate delivery and storage at the Chemical Building

3.0 PROCUREMENT

3.1 SOLICITATIONS

The following advertisements for solicitations occurred for August:

- No solicitations occurred for this month

3.2 CONTRACTS/AGREEMENTS/WORK ORDER APPROVALS

The following contracts/agreements/work orders were approved in August:

- Work Order and Three Amendments to Work Orders related to Population of CMMS for the GRP Surface Water Facilities
- Change Order No. 2 for construction contract for Fiber Optic Network Communications System for the GRP Program
- Amended Rate Order (GRP Participants)

3.3 PROCESS AND PROCEDURES

The GRP Program will utilize traditional procurement methods for consultant services and alternative project delivery methods in the procurement of contractor services, if those services are required.

3.4 LOOK AHEAD

The following list provides a very general look ahead at known and anticipated GRP Program professional services and construction contractor solicitations, contract awards, agreements, and/or contract/work order amendments. Solicitations may be combined, modified, or canceled, or time frames may be modified as deemed necessary.

- Change Order No. 3 for construction contract for Fiber Optic Network Communications System for the GRP Program
- Change Order No. 1 for construction contract with Construction Manager at Risk (CMAR) for the Surface Water Facility

4.0 COST REPORT AND FINANCIAL CONSIDERATIONS

4.1 GRP PROGRAM AND GRP PROJECT CIP BUDGET(S)

Through this month the GRP Program remains under its construction cost estimate of \$500,000,000 and forecasts continue to indicate it will be completed under budget (see also subsection 4.6 and ***Exhibit 2***). A summary of the GRP Program's CIP budget and cost considerations as reported to the GRP Review Committee and the SJRA Board of Directors is provided as attached ***Exhibit 2***.

A summary of the SJRA GRP Division's Fiscal Year 2015 operating budget (revenue and expenditures) for the month of August will be provided in the *Monthly Progress Report—September* as ***Exhibit 7***. The budget includes all normal and customary expenses for operating a utility-based, non-profit business, including debt service, and is developed annually for approval by the SJRA Board of Directors.

The SJRA Board of Directors has authorized bond funding for the GRP Program in the amount of \$552,250,358.49 (Net \$479,746,021.87); see also ***Exhibit 4***. This funding allows the SJRA to secure all of the resources required to perform professional services, construction services, and procure long lead time equipment during the design phase of the GRP Program.

4.2 FINANCIAL REPORTS

Exhibit 5 illustrates the funding sources presently applied towards the GRP Program CIP budget.

- 1.) TWDB Water Infrastructure Fund (WIF)
- 2.) The sale of open market Special Project Revenue Bonds, Series 2011
- 3.) TWDB Dfund, Series 2011A
- 4.) TWDB Dfund, Series 2012
- 5.) TWDB Dfund, Series 2012A
- 6.) TWDB Dfund, Series 2013
- 7.) Operating Cash

Contracted commitments are summarized in Table 4.1 for the month of August. The GRP Program's funding and forecasted expenditures are further detailed in attached ***Exhibits 2, 3, and 4***. Please note that financial reports do not include investment income.



4.0 COST REPORT AND FINANCIAL CONSIDERATIONS

4.3 INVOICES/APPLICATIONS FOR PAYMENT

The tables below represents the GRP Program Consultant Invoices and/or Construction Contractor Applications for Payment paid through the end of the report month (Item F).

Table 4.1 - GRP Program Funding and Contracted Commitments Summary			
	Previous 7/31/2015	August 2015 Activity	Year to Date (Thru 8/31/15)
A. Approved Funding	552,644,410.66	-	552,644,410.66
B. Available Funding After Costs	480,140,074.04	19,257.92	480,159,331.96
C. Approved Contracts			
Phase I	475,427,601.21	(272,848.40)	475,154,752.81
Extensions	1,069,835.00	-	1,069,835.00
D. Project Close Out			
Phase I	(2,306,616.51)	-	(2,306,616.51)
Extensions	-	-	-
E. Uncontracted Funding	5,949,254.34	292,106.32	6,241,360.66
F. Invoices Paid *			
Phase I	433,759,507.86	7,820,053.99	441,579,561.85
Extensions	618,064.41	73,366.71	691,431.12
G. Remaining Funds **	45,762,501.77	(7,874,162.78)	37,888,338.99

*Invoices Paid -Figures reflect actual funds paid out as of period end dates noted.

**Remaining Funds-Excludes net investment income



Above—SJRA staff flushing surface water transmission lines along Fish Creek Thoroughfare



Above—Site grading and clean up at the Granular Activated Carbon (GAC) Building

4.0 COST REPORT AND FINANCIAL CONSIDERATIONS (CONTINUED)

4.4 CONTRACT AMENDMENTS AND CHANGE ORDERS

Each of the GRP Program contracts, agreements, and work orders listed in Section 3.2 were presented at the GRP Review Committee and the SJRA Board of Directors meetings in August. The following items were authorized by the SJRA Board of Directors for execution by the SJRA General Manager.

- Change Order No. 2 to construction contract for Fiber Optic Network Communications System for the GRP Program
- Work Order and Three Amendments to Work Orders related to Population of CMMS for the GRP Surface Water Facilities
- Amended Rate Order (GRP Participants)

4.5 CLAIMS

If and when claims are received, they will be addressed by the GRP Program Team. SJRA reserves the right to withhold certain claims information that is subject to ongoing investigation, pending or threatened litigation, or covered by attorney-client privilege.

4.6 CIP CASH FLOW

The GRP Program CIP cash flow through calendar year 2015 reflects known expenditures through this month as seen in Table 4.1. Estimates for future expenditures are included in Exhibit 2. All active and currently identified future GRP Program projects and initiatives are included in the cash flow.

A graph of forecasted monthly expenditures from the referenced cash flow is attached as Exhibit 3.

4.7 CIP BUDGET ESTIMATES AT COMPLETION

4.7.1 GRP Program

The **total gross funds** (including capitalized interest) required to execute Phase I of the GRP Program are currently estimated at \$479,746,021.87. Additionally, all current GRP Program contracts, including their respective SJRA Board of Director's approved budgeted amounts are listed in Exhibit 6.

4.7.2 GRP Projects

The GRP Program projects remained within their approved contract budgets this month. Exhibit 6 indicates each active GRP Program project and GRP Program contract.



Clean up and installation of fencing around the Flow Meter Station

5.0 QUALITY ASSURANCE

5.1 FINAL DESIGN

Final design is complete for Surface Water Treatment Plant, Transmission Lines, Standpipe, Fiber Optic Communications Network, Water Receiving Facilities, and permanent access road.

5.2 PRE-CONSTRUCTION

There were no pre-construction meetings held in August, 2015.

5.3 CONSTRUCTION

Quality Assurance efforts by SJRA construction inspectors, as well as the CA&I consultant continued this month on the SWF project. Virtually every building on the SWF project site is progressing timely toward meeting the established SWF substantial completion date. Quality Assurance efforts include regular visits to the project site to monitor and document observed progress. Similar Quality Assurance efforts by SJRA construction inspectors and the CM&I consultant continued this month on the transmission lines.



Left and Above—Flushing surface water transmission lines at the Woodlands Water Plant No. 2



6.0 EXHIBITS

Exhibit 1—GRP Program Schedule

Exhibit 2—GRP Program Estimate-At-Completion

Exhibit 3—GRP Program Monthly Forecasted Expenditures

Exhibit 4—GRP Program Fund Data

Exhibit 5—Monthly GRP Program Funding Report

Exhibit 6—GRP Program Current Authorizations

Exhibit 7—GRP Schedule of Revenues & Expenses—Actual & Budget

Exhibit 8—GRP Program Monthly Meeting Log

Exhibit 9—Surface Water Facilities (SWF) Construction Photos

Exhibit 10—Transmission Line System Construction Photos

Exhibit 11—Surface Water Standpipe Construction Photos



GRP staff flushing and taking samples along various surface water transmission line segments

Exhibit 1 - GRP Program Schedule

ID	Task Name	2011			2012				2013				2014				2015																	
		May	Jun	Jul	Aug	Sep	Oct	Nov	Dec	Jan	Feb	Mar	Apr	May	Jun	Jul	Aug	Sep	Oct	Nov	Dec	Jan	Feb	Mar	Apr	May	Jun	Jul	Aug	Sep	Oct	Nov	Dec	Jan
1	Transmission Segment W3D																																	
2	Construction																																	
3	Water Treatment Plant																																	
4	Construction																																	
5	High Service Pump Station																																	
6	Construction																																	
7	Raw Water Intake & Pump Station																																	
8	Construction																																	
9	Water Treatment Facilities Permanent Access Road																																	
10	Design																																	
11	Procurement																																	
12	Construction																																	

* Pending work order to increase contract due to weather



Exhibit 2

GRP Program Estimate-At-Completion as of August 31, 2015

SERVICES	ESTIMATE-AT-COMPLETION	
Pre-Engineering Phase Services	\$	4,696,451
(GRP Development, Environmental Studies, Pilot Plant, Surface Water Treatment Plant Site Survey)		
Engineering Phase Services	\$	45,217,592
(Planning, Preliminary Engineering, Final Engineering, Geotechnical, Survey, Metes & Bounds, Subsurface Utility Investigation, Environmental)		
Construction Phase Services	\$	29,690,493
(Engineering Services During Construction, Construction Management & Inspection [Transmission System], Construction Administration & Inspection [SWF], Material Testing)		
Construction	\$	376,809,720
(Surface Water Transmission System, Raw Water Intake and Pump Station, Surface Water Treatment Plant, High Service Pump Station and Ground Storage Tanks, Surface Water Receiving Facilities, Infrastructure, Buildings, Roadways, Site Security, Access Roadways)		
Transmission Segment C1 - Construction	\$	4,161,686
Transmission Segment C2 - Construction	\$	9,015,577
Transmission Segment C3 - Construction	\$	4,720,966
Transmission Segment C4 - Construction	\$	4,683,615
Transmission Segment T1 - Construction	\$	14,521,937
Transmission Segment T2 - Construction	\$	13,061,258
Transmission Segment T3 - Construction	\$	11,593,194
Transmission Segment W1 - Construction	\$	14,947,637
Transmission Segment W2 - Construction	\$	30,401,207
Transmission Segment W3 - Construction	\$	15,799,754
Transmission Segment W4 - Construction	\$	3,404,825
Transmission System Standpipe	\$	2,354,175
Receiving Facilities - Construction	\$	15,039,812
Surface Water Facilities CMAR (GMP)	\$	190,704,740
Transmission System Fiber Optic - Construction	\$	2,969,687
Permanent Access Roadway Construction	\$	5,446,777
Building No. 1; Access Road; Vegetative Buffer; Construction Materials Testing; SWF Site Vegetation Management; Sanitary Sewer/Access Rd. Relocation	\$	4,469,037
Other Offsite Construction (Transmission Line Utility Relocations, Receiving Facility Improvements)	\$	28,735,473
Non-Project Specific Contingency	\$	778,363
Program Management	\$	10,978,281
(GRP Program Management, Survey, Geotechnical, Transient, Corrosion, Legal Consultants)		
Land Acquisition	\$	12,353,485
(Legal, Appraisal, Title Research, Land Acquisition Consultants) ⁽¹⁾		
Total ⁽²⁾		\$ 479,746,022

⁽¹⁾ Includes revisions to land acquisition cost estimates, land cost, and recategorizing of contingency.

⁽²⁾ Bond issuance costs are not included.



Exhibit 3

GRP Program Monthly Forecasted Expenditures as of August 31, 2015

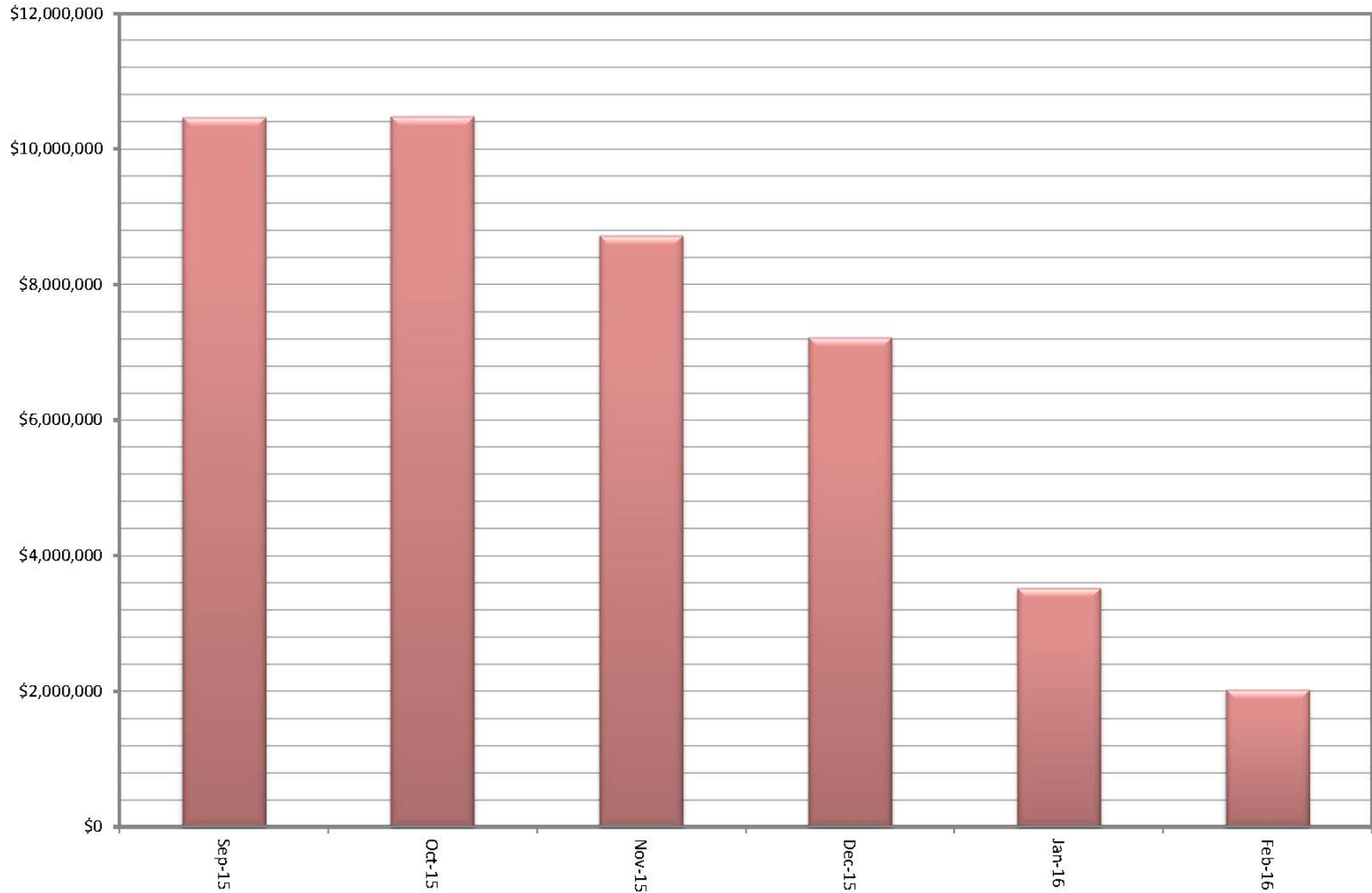


Exhibit 4

GRP Program Fund Data as of August 31, 2015

Funding Source	Amount Authorized by Board To-Date	Interest Rate	Bond Costs	Capitalized Interest	Debt Service Reserve Fund	Net Amount Currently Available
TWDB WIF Bond Issue	\$ 21,500,000.00	.854% - 2.706%	\$ 470,337.08	\$ -	\$ -	\$ 21,029,662.92
Open Market Bond Issue (Series 2011)	\$ 83,430,358.49	3% - 5.25%	\$ 2,049,764.39	\$ 7,858,241.52	\$ -	\$ 73,522,352.58
TWDB DFund Series 2011A	\$ 67,470,000.00	1.22% - 4.97%	\$ 751,195.33	\$ 5,166,233.00	\$ 3,859,151.00	\$ 57,693,420.67
TWDB DFund Series 2012	\$ 175,000,000.00	1.17% - 4.62%	\$ 971,769.13	\$ 12,869,175.00	\$ -	\$ 161,159,055.87
TWDB DFund Series 2012A	\$ 165,000,000.00	1.26% - 4.62%	\$ 952,269.99	\$ 14,139,669.00	\$ 16,500,000.00	\$ 133,408,061.01
TWDB DFund Series 2013	\$ 39,850,000.00	4.50%	\$ 628,750.00	\$ 3,214,292.00	\$ 3,073,489.18	\$ 32,933,468.82
Totals	\$ 552,250,358.49		\$ 5,824,085.92	\$ 43,247,610.52	\$ 23,432,640.18	\$ 479,746,021.87

Notes:

1. These values do not include investment income.
2. Series 2011 bond costs include \$681,132.45 for bond insurance and \$459,709.50 for underwriter's discount.



Exhibit 5

Monthly GRP Program Funding Report

Fiscal Year 2015

Through August 31, 2015

	TWDB WIF Bond Issue	Open Market Bond Issue (Series 2011)	TWDB Dfund (Series 2011A)	TWDB Dfund (Series 2012)	TWDB Dfund (Series 2012A)	TWDB Dfund (Series 2013)	Operating (Cash)	Contributions from MUDs	Totals
A. Program Budget									
Bond Issue Amount	\$ 21,500,000.00	\$ 83,430,358.49	\$ 67,470,000.00	\$ 175,000,000.00	\$ 165,000,000.00	\$ 39,850,000.00			\$ 552,250,358.49
Operating Funds Commitment							\$ 100,052.17		\$ 100,052.17
Contributions from MUDs								\$ 294,000.00	\$ 294,000.00
Total Investment	\$ 21,500,000.00	\$ 83,430,358.49	\$ 67,470,000.00	\$ 175,000,000.00	\$ 165,000,000.00	\$ 39,850,000.00	\$ 100,052.17	\$ 294,000.00	\$ 552,644,410.66
B. Contracted Costs									
Phase I									
Contracts Completed	\$ 20,426,217.84	\$ 34,892,682.74	\$ 18,950,812.38	\$ -	\$ 58,077,944.07	\$ 19,495,042.00	\$ 16,157.80	\$ -	\$ 151,858,856.83
Current Contract Values	\$ 970,134.76	\$ 26,428,014.91	\$ 37,788,077.20	\$ 161,159,055.87	\$ 76,324,126.92	\$ 14,326,952.10	\$ 83,898.49	\$ -	\$ 317,080,260.25
Change Orders	\$ -	\$ 7,373,176.24	\$ 632,062.92	\$ -	\$ (857,477.11)	\$ (932,126.32)	\$ -	\$ -	\$ 6,215,635.73
Project Close Out	\$ (366,689.68)	\$ (1,408,150.68)	\$ (213,554.73)	\$ -	\$ (318,192.15)	\$ (25.15)	\$ (4.12)	\$ -	\$ (2,306,616.51)
Phase I Total:	\$ 21,029,662.92	\$ 67,285,723.21	\$ 57,157,397.77	\$ 161,159,055.87	\$ 133,226,401.73	\$ 32,889,842.63	\$ 100,052.17	\$ -	\$ 472,848,136.30
Extensions									
Contracts Completed	\$ -	\$ 305,698.00	\$ -	\$ -	\$ -	\$ -	\$ -	\$ -	\$ 305,698.00
Current Contract Values	\$ -	\$ 764,137.00	\$ -	\$ -	\$ -	\$ -	\$ -	\$ -	\$ 764,137.00
Change Orders	\$ -	\$ -	\$ -	\$ -	\$ -	\$ -	\$ -	\$ -	\$ -
Project Close Out	\$ -	\$ -	\$ -	\$ -	\$ -	\$ -	\$ -	\$ -	\$ -
Extensions Total:	\$ -	\$ 1,069,835.00	\$ -	\$ -	\$ -	\$ -	\$ -	\$ -	\$ 1,069,835.00
C. Expenditures									
Phase I									
Paid Previous Fiscal Years	\$ 20,599,416.62	\$ 49,618,248.03	\$ 40,595,829.88	\$ 109,374,040.69	\$ 91,422,085.04	\$ 12,922,461.97	\$ 84,942.42	\$ -	\$ 324,617,024.65
Paid Current Fiscal Year	\$ 298,810.38	\$ 13,420,026.68	\$ 13,566,374.27	\$ 40,336,091.20	\$ 32,354,413.70	\$ 16,976,390.25	\$ 10,430.72	\$ -	\$ 116,962,537.20
Phase I Total:	\$ 20,898,227.00	\$ 63,038,274.71	\$ 54,162,204.15	\$ 149,710,131.89	\$ 123,776,498.74	\$ 29,898,852.22	\$ 95,373.14	\$ -	\$ 441,579,561.85
Extensions									
Paid Previous Fiscal Years	\$ -	\$ 172,033.34	\$ -	\$ -	\$ -	\$ -	\$ -	\$ -	\$ 172,033.34
Paid Current Fiscal Year	\$ -	\$ 519,397.78	\$ -	\$ -	\$ -	\$ -	\$ -	\$ -	\$ 519,397.78
Extensions Total:	\$ -	\$ 691,431.12	\$ -	\$ -	\$ -	\$ -	\$ -	\$ -	\$ 691,431.12
Issuance Costs	\$ 470,337.08	\$ 2,049,764.39	\$ 751,195.33	\$ 971,769.13	\$ 952,269.99	\$ 609,492.08	\$ -	\$ -	\$ 5,804,828.00
Debt Service Reserve Fund	\$ -	\$ -	\$ 3,859,151.00	\$ -	\$ 16,500,000.00	\$ 3,073,489.18	\$ -	\$ -	\$ 23,432,640.18
Capitalized Interest	\$ -	\$ 7,858,241.52	\$ 5,166,233.00	\$ 12,869,175.00	\$ 14,139,669.00	\$ 3,214,292.00	\$ -	\$ -	\$ 43,247,610.52
D. Remaining									
Uncontracted Funds	\$ (0.00)	\$ 5,166,794.37	\$ 536,022.90	\$ (0.00)	\$ 181,659.28	\$ 62,884.11	\$ (0.00)	\$ 294,000.00	\$ 6,241,360.66
Funding Balance *	\$ 131,435.92	\$ 9,792,646.75	\$ 3,531,216.52	\$ 11,448,923.98	\$ 9,631,562.27	\$ 3,053,874.52	\$ 4,679.03	\$ 294,000.00	\$ 37,888,338.99

*Excluding net investment income



Exhibit 6

GRP Program Current Authorizations as of August 31, 2015

Surface Water Transmission System - Consultant Services

Project	Firm	Amount Authorized by Board
T1	Jones & Carter	\$ 2,166,221.02
T2	Klotz Associates	\$ 1,773,532.84
T3	Espey	\$ 1,892,282.82
W1	LAN	\$ 2,469,560.65
W2	Binkley & Barfield	\$ 3,306,476.20
W3	Cobb Fendley	\$ 3,854,098.16
W4	LJA	\$ 1,009,006.98
C1	Dannenbaum	\$ 891,000.68
C2	Schaumburg & Polk	\$ 2,211,922.28
C3	Kimley Horn	\$ 1,238,749.53
C4	RG Miller	\$ 588,881.30
Fiber Optic	EMA	\$ 1,062,569.67
WRFs	Malcom Pirnie/Arcadis	\$ 2,680,366.57
CM&I	Kellog Brown & Root	\$ 8,807,135.48
Subtotal - Surface Water Transmission System		\$ 33,951,804.18

Surface Water Facilities - Consultant Services

Project	Firm	Amount Authorized by Board
WTP	HDR Engineering	\$ 19,382,334.64
HSPS	AECOM	\$ 5,455,218.39
StandPipe	AECOM	\$ 192,235.38
RWI&PS	Freese & Nichols	\$ 4,062,632.79
CA&I	CDMSmith	\$ 5,632,169.83
Subtotal - Surface Water Facilities		\$ 34,724,591.03

Program Consultant Services & Other Projects

Project	Firm	Amount Authorized by Board
Program Management	Brown & Gay	\$ 10,695,226.55
Program Survey	Landtech	\$ 553,621.50
Program Geotechnical	Raba Kistner	\$ 132,768.75
Prog Transient Analyses	AECOM	\$ 5,647,453.77
Access Rd/Misc Service	ACES	\$ 882,366.25
SWF Surveying	S&V Surveying	\$ 66,875.00
Land Acq	KDM	\$ 427,940.62
Land Acq	PAS	\$ 1,150,481.70
Program Environmental	Half Associates	\$ 1,063,698.87
Program Fiber Optics	EMA	\$ 1,062,569.67
Program Corrosion	V&A Consulting Engineers	\$ 866,676.00
Program Legal Services & Projects	Multiple	\$ 4,832,165.41
Subtotal - Program Consultant Services & Other Projects		\$ 27,381,844.09



Exhibit 6 (con't)

GRP Program Current Authorizations as of August 31, 2015

Surface Water Transmission System Extensions - Consultant Services

Project	Firm	Amount Authorized by Board
MUD99/115	IDS Engineering Group - x	\$ 470,720.00
MUD99/115	Andrews & Kurth - x	\$ 100,000.00
MUD99/115	PAS - x	\$ 200,000.00
MUD99/115	Arcadis - x	\$ 36,843.00
MUD99/115	V&A Consulting Engineers - x	\$ 41,256.00
MUD99/115	Brown & Gay - x	\$ 121,216.00
Subtotal - Surface Water Transmission System Extensions		\$ 970,035.00

Active or Completed Construction Contracts Managed by GRP

Project	Firm	Amount Authorized by Board
GRP Bldg No. 1	Brookstone	\$ 2,008,673.00
Bldg No. 1/Aqua Tx CMT	Aviles Engineering	\$ 64,343.15
Landscape Buffer	Key-Scape Landscape	\$ 53,090.00
Temp Access Road	Lindsey Construction	\$ 977,583.60
Access Road CMT	Terracon Consultants	\$ 10,359.70
Access Road Overlay and Detention	AAA Asphalt	\$ 412,284.59
Access Road Landscape	TreeScapes	\$ 34,165.00
Aqua Texas Sewer	Randy Roan Construction	\$ 547,341.17
Bldg No. 1 Fiber Line	Preferred Technologies	\$ 231,157.56
Surface Water Plant (CMAR)	McCarthy	\$ 190,704,740.00
SWF CMT	Geotest	\$ 2,243,423.65
Transmission Sytem Utility Relocations	Various	\$ 2,062,614.14
Transmission System CMT (T3, W1, W2, W3, W4)	Aviles	\$ 1,851,330.00
Transmission System CMT (T1, T2, C1, C2, C3, C4)	Terracon	\$ 756,711.25
Transmission Segment T1	S.J. Louis Construction of Texas Ltd	\$ 14,521,937.14
Transmission Segment T2	Texas Sterling Construction Company	\$ 13,061,258.36
Transmission Segment T3	S.J. Louis Construction of Texas Ltd	\$ 11,393,193.97
Transmission Segment C1A	Garney Companies, Inc.	\$ 3,617,292.79
Transmission Segment C1B	E.P. Brady, LTD.	\$ 544,393.60
Transmission Segment C2	Garney Companies, Inc.	\$ 9,015,577.30
Transmission Segment C3	E.P. Brady, LTD.	\$ 4,720,966.14
Transmission Segment C4	BRH-Garver Construction, L.P.	\$ 4,683,615.13
Transmission Segment W1A	Huff & Mitchell, Inc.	\$ 8,177,136.35
Transmission Segment W1B	Texas Sterling Construction Company	\$ 6,770,500.90
Transmission Segment W2A	Texas Sterling Construction Company	\$ 15,351,286.22
Transmission Segment W2B	Texas Sterling Construction Company	\$ 15,049,920.49
Transmission Segment W3A	Huff & Mitchell, Inc.	\$ 7,685,037.50



Exhibit 6 (con't)

GRP Program Current Authorizations as of August 31, 2015

Project	Firm	Amount Authorized by Board
Transmission Segment W3B	Garney Companies, Inc.	\$ 8,114,716.70
Transmission Segment W3D	Alcott, Inc. (TCH)	\$ 1,840,986.00
Transmission Segment W4	Huff & Mitchell, Inc.	\$ 3,404,824.67
Receiving Facilities South	CSA	\$ 7,127,383.00
Receiving Facilities North	Archer Western	\$ 6,160,184.55
Transmission SCADA - Fiber Optic Construction	Fisk Electric Company	\$ 2,869,686.80
Standpipe	CSA	\$ 2,354,175.00
Permanent Access Road	James Construction	\$ 5,446,776.50
Miscellaneous	Other Construction Contracts, Permits, Fees, etc.	\$ 233,666.23
Subtotal - Construction Contracts		\$ 354,102,332.15

Active or Completed Engineering/Construction Contracts Managed by Participants

Project	Participant	Amount Authorized by Board
Distribution and Well Collection Lines	Woodlands Water	\$ 4,641,684.55
Distribution and Water Plants Improvements	City of Conroe Water	\$ 12,952,247.00
Receiving Facilities	Rayford Road MUD Water	\$ 1,752,244.00
Receiving Facilities	City of Oak Ridge North Water	\$ 506,844.00
MSEC Receiving Facility and Distr. System Imp.	MSEC	\$ 1,344,828.98
Wastewater Alkalinity Improvements	Southern Montgomery County MUD Wastewater	\$ 455,975.00
Wastewater Alkalinity Improvements	Woodlands Wastewater	\$ 219,022.00
Subtotal - Engineering/Construction Managed by Participants		\$ 21,872,845.53

Totals

	Amount Authorized by Board
Surface Water Transmission System - Consultant Services	\$ 33,951,804.18
Surface Water Facilities - Consultant Services	\$ 34,724,591.03
Program Consultant Services & Other Projects	\$ 27,381,844.09
Surface Water Transmission System Extensions - Consultant Services	\$ 970,035.00
Active or Completed Construction Contracts	\$ 354,102,332.15
Engineering/Construction Managed by Participants	\$ 21,872,845.53
Total	\$ 473,003,451.98



Exhibit 7
San Jacinto River Authority
Groundwater Reduction Plan
Schedule of Revenues & Expenses—Actual and Budget
For Twelve Months Ending August 31, 2015

Due to the end of the Fiscal Year and its processes, Exhibit 7 will not be provided in this report, however next month's report will include both August and September activities.



Exhibit 8

GRP Program Monthly Meeting Log for August, 2015

Meeting	Subject of Meeting	Location	Date	Participants
PALL Meeting	Surface Water Facilities	GRP Building	8/5/2015	GRP Staff, Engineers, Contractors, and Consultant Team
Access Road Meeting	Access Road	GRP Building	8/10/2015	GRP Staff, Engineers, Contractors, and Consultant Team
GRP Review Committee Meeting	Board Agenda Items	G&A Building	8/24/2015	GRP Review Committee, SJRA Staff, and General Public
SJRA Board of Directors Meeting	Board Agenda Items	G&A Building	8/27/2015	SJRA Board of Directors, SJRA Staff, and General Public
Surface Water Facility Start-up Planning Meeting	Surface Water Facilities	McCarthy Trailer	Daily (Tues.-Fri.)	GRP Staff, Engineers, Contractors, and Consultant Team
CMAR Coordination Meeting	CMAR	GRP Building	Weekly	SJRA Staff, GRP Program Team, and Consultant Team
Construction Administration and Inspection Meetings	Construction	GRP Building	Weekly	SJRA Staff, GRP Program Team, and CA&I Team
Transmission System Coordination Meeting	Transmission System	GRP Building	Weekly	Contractor, SJRA Staff, GRP Program Team, and Consultant Team
Segment T3 Bi-Weekly Progress Meeting	Segment T3	GRP Building	Bi-Weekly	Contractor, SJRA Staff, GRP Program Team, and Consultant Team
Surface Water Facility Progress Meeting	Surface Water Facilities	GRP Building	Bi-Monthly	SJRA Staff, CMAR, CA&I, and Consultant Team
Segment T1 Monthly Progress Meeting	Segment T1	GRP Building	Monthly	Contractor, SJRA Staff, GRP Program Team, and Consultant Team
Segments W1B, W2A and W2B Progress Meetings	Segments W2B and W3A	GRP Building	Monthly	Contractor, SJRA Staff, GRP Program Team, and Consultant Team
FONCS Monthly Meeting	Fiber Optic	GRP Building	Monthly	GRP Staff, Engineers, Contractors, and Consultant Team
W3C Land Acquisition Meeting	Land Acquisition	GRP Operations Building	Monthly	SJRA Staff, GRP Program Team, Attorneys, and Consultant



Surface Water Facilities (SWF) Construction Photos



EXHIBIT 9 (con't) SWF Construction Photos



EXHIBIT 9 (con't) SWF Construction Photos



① Access Road—Excavation and grading to final subgrade

EXHIBIT 9 (con't) SWF Construction Photos



① *Access Road—Milling of gravel for permanent access road*

EXHIBIT 9 (con't) SWF Construction Photos



② *Operations Building—Hydromulching and clean up*

EXHIBIT 9 (con't) SWF Construction Photos



General Site—Site clean up, power washing, and sealing of exterior masonry

EXHIBIT 9 (con't) SWF Construction Photos



General Site - Grading and clean up

EXHIBIT 9 (con't) SWF Construction Photos



General Site - Aerial reflecting overview of site clean up at the Surface Water Treatment Facility

Transmission Line System Construction Photos



EXHIBIT 10 (con't) Transmission Line System Construction Photos

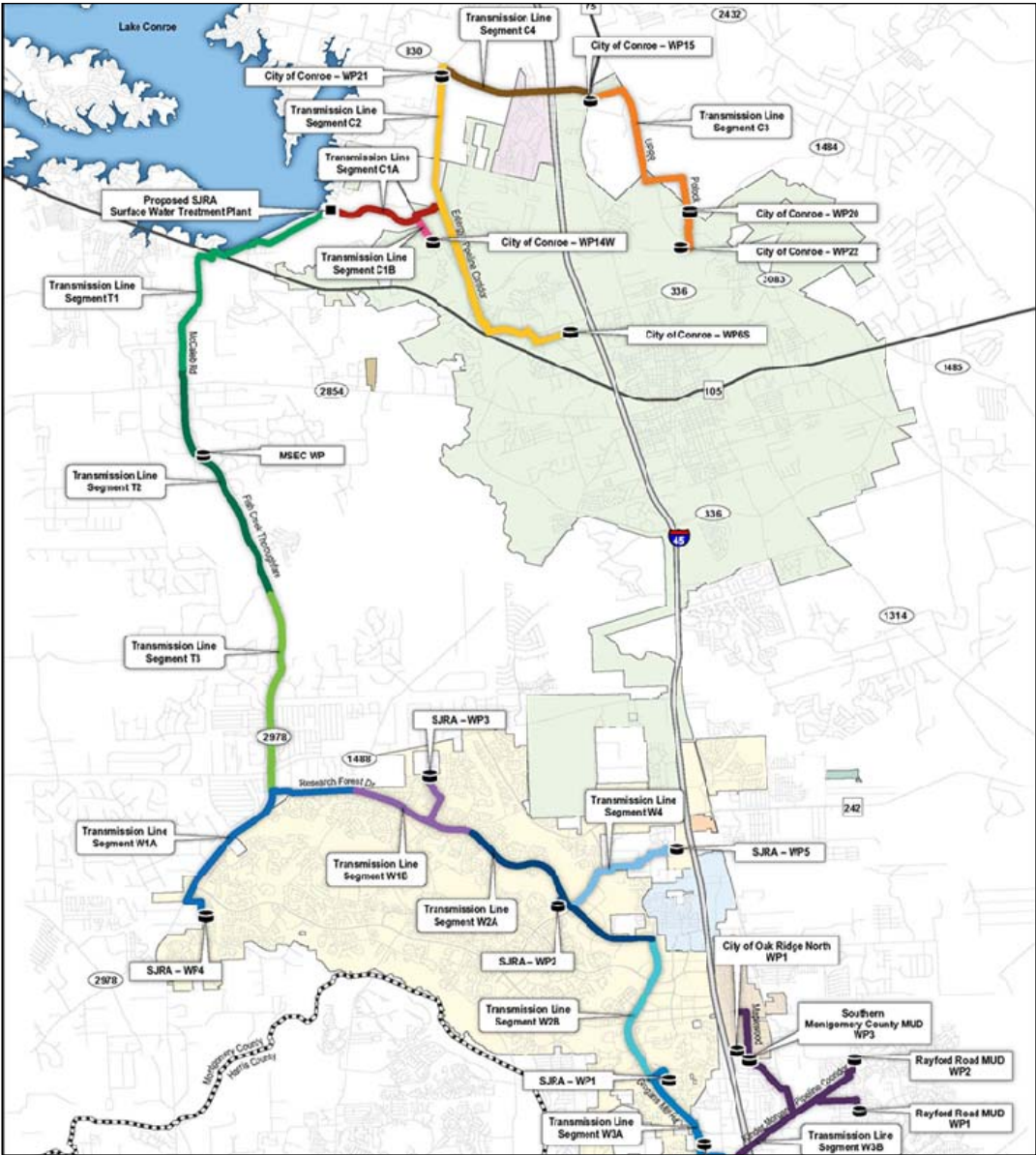


EXHIBIT 10 (con't) Transmission Line System Construction Photos



SJRA Staff — Flushing surface water transmission lines

Surface Water Standpipe Construction Photos



EXHIBIT 11 (con't) Surface Water Standpipe Construction Photos

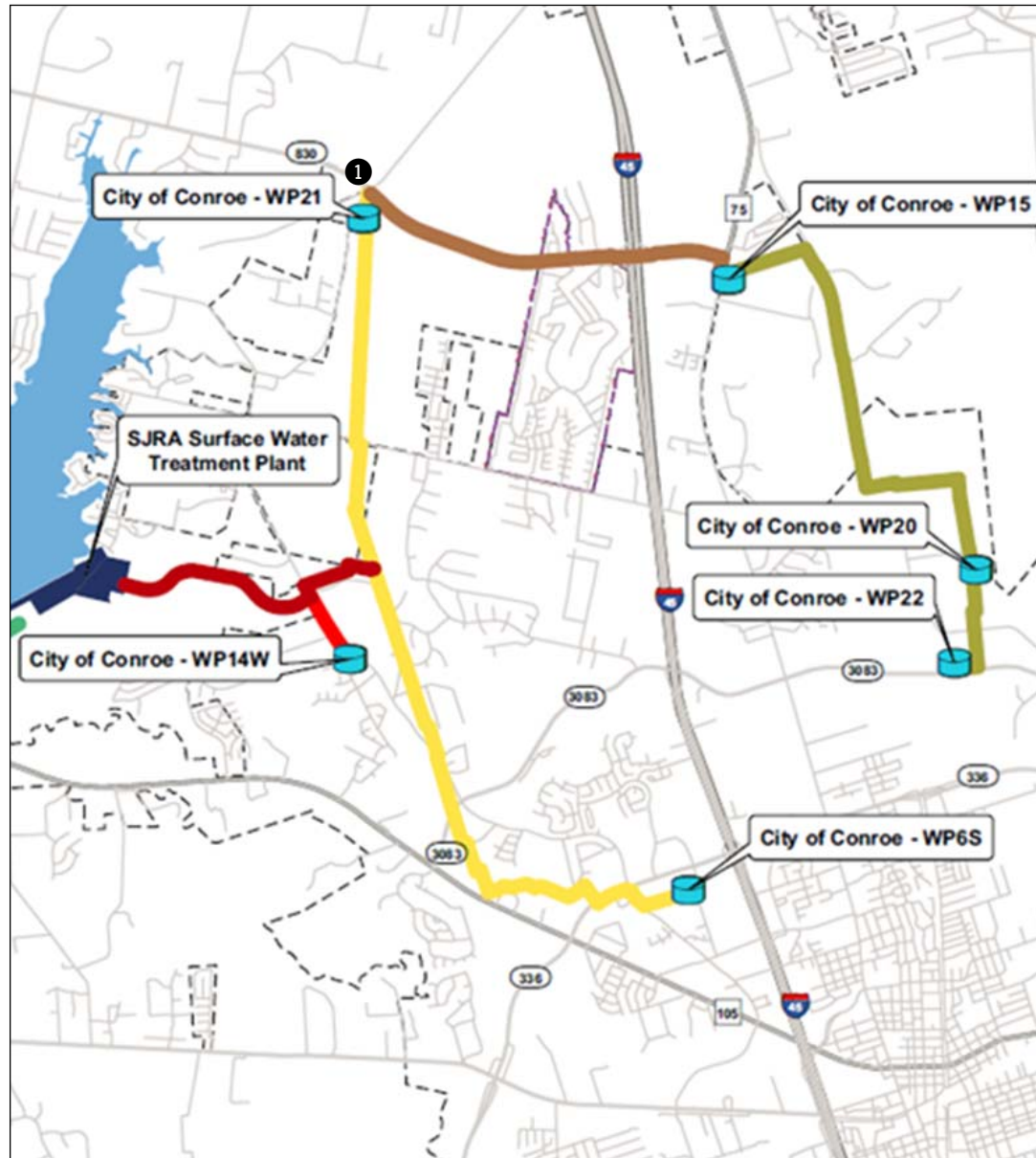


EXHIBIT 11 (con't) Surface Water Standpipe Construction Photos



① Standpipe - Completed asphalt paving at site

7.0 GRP PROGRAM EXTENSIONS

7.1 ENGINEERING

Design efforts are underway for the GRP Program Extension projects. Below is a summary of the extension projects through the month of August.

Transmission Segment W3C—Segment W3C includes approximately 6,900 linear feet of 12-inch pipe to be constructed east of and connecting to Segment W3B along the Kinder Morgan (Tennessee Gas) pipeline corridor east of I-45, to northward along Aldine Westfield Road to the Montgomery County MUD 99 Water Plant No. 1. The 90% design drawings and specifications have been reviewed. The 100% design drawing and specifications are currently in process.

MUD 99 Receiving Facilities—The 100% design drawings and specifications were initiated in December and are currently in process. At this time, these documents are planned to be combined with the Segment W3C transmission contract documents for a single contract.

